

MC 10 ES



Dati Tecnici - Technical Data - Caractéristiques Techniques - Technische Daten

Classe Escavatore Excavator Class	Classe porteur Baggerklasse	10 ton		
Motore Engine power	Moteur Motor	YANMAR 4TNV STEP 3A / TIER 3	YANMAR 4TVN98CT STEP 3B / TIER 4 F	
Potenza motore Engine power	Puissance moteur Motorleistung	63 kW (84 HP) / 2.500 rpm	53,7 kW (72 HP) / 2.100 rpm	
Larghezza Carro Track Width	Largeur de chenille Kettenbreite	2.320 - 2.920 mm / 7.6 - 9.5 ft		
Larghezza suole Pad width	Largeur patins Kettenplattenbreite	450 mm / 17.7 in		
Peso Operativo Operating weight	Poids opérationnel Betriebsgewicht	11.000 kg / 24,200 lbs		
Mast Mast	Mât Mât			
Corsa utile Feed stroke	Course utile Vorschub	3.540 mm / 11.6 ft		
Lunghezza totale Total length	Longueur totale Gesamtlänge	4.940 mm / 16.2 ft		
Forza di spinta Feed force	Poussée Vorschubkraft	2.500 daN / 5,620 lbs		
Forza di tiro Retract force	Traction Rückzugskraft	2.500 daN / 5,260 lbs		
Martello / Testa di rotazione Drifter / Rotary head	Marteau / Tête de rotation Hydraulikhammer / Drehkopf	RH4X - TY20	R 300	R 400
Marce Gears	Vitesses Gänge	2	2	4
Coppia max. Max torque	Couple max. Drehmoment max.	500 daNm / 3,687 lb*ft	430 daNm / 3,171 lb*ft	400 daNm / 2,950 lb*ft
Giri max. Max speed	Vitesse max. Drehzahl max.	180 rpm	160 rpm	560 rpm
Energia battuta Impact energy	Energie par coup Einzelschlangenergie	320 Nm / 1,696 lb*ft		
Frequenza Frequency	Fréquence Schlagfrequenz	2.500 m ⁻¹		
Morse Clamps	Mors Klemm- und Brechvorrichtung			
Diametro min. / max di presa Clamping range	Tige diamètre min. / max Durchmesser min. / max	45 - 170 / 1.8 - 6.6 in		
Forza di chiusura Clamping force	Force de serrage Klemmkraft	130 KN / 29,225 lbs		
Coppia svitaggio Breaking torque	Couple de deserrage Brechmoment	1.500 daNm / 11,063 lb*ft		
Dimensioni mast Mast dimensions	Dimension du mât Abmessungen Lafette			
Lunghezza Length	Longueur Länge	4.700 mm / 15.4 ft		
Larghezza Width	Largeur Breite	1.000 mm / 3.2 ft		
Altezza Height	Hauteur Höhe	1.200 mm / 3.9 ft		
Peso Totale (escavatore + attachment) Weight (excavator + attachment)	Poids (porteur + attachment) Gewicht (Bagger + Attachment)	13.000 kg / 28,600 lbs		

Opzioni ed Accessori - Options and Accessories - Options et Accessoires - Optionen und Zubehör

Morsa doppia / Double clamp
 Double mors / Doppelklemme

Argano idraulico / Hydraulic winch
 Treuil hydraulique / Hydraulische Seilwinde

Pompa schiumogeno / Foam pump
 Pompe à mousse / Schaumpumpe


Lubrificatore di linea / D.T.H. lubricator
 Graisseur de ligne / Linienöler

Centratore / Rod guiding device
 Guide tige / Gestängeführung

Martello idraulico / Hydraulic drifter
 Tête à rotopercussion / Hydraulikhammer

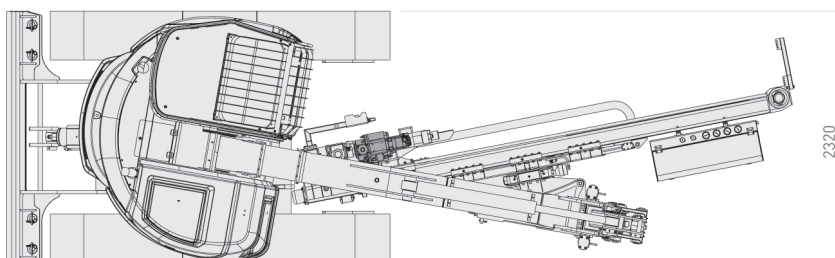
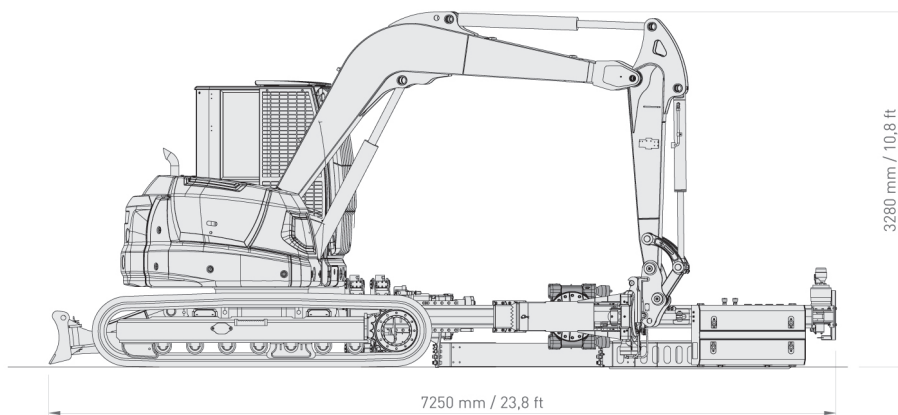
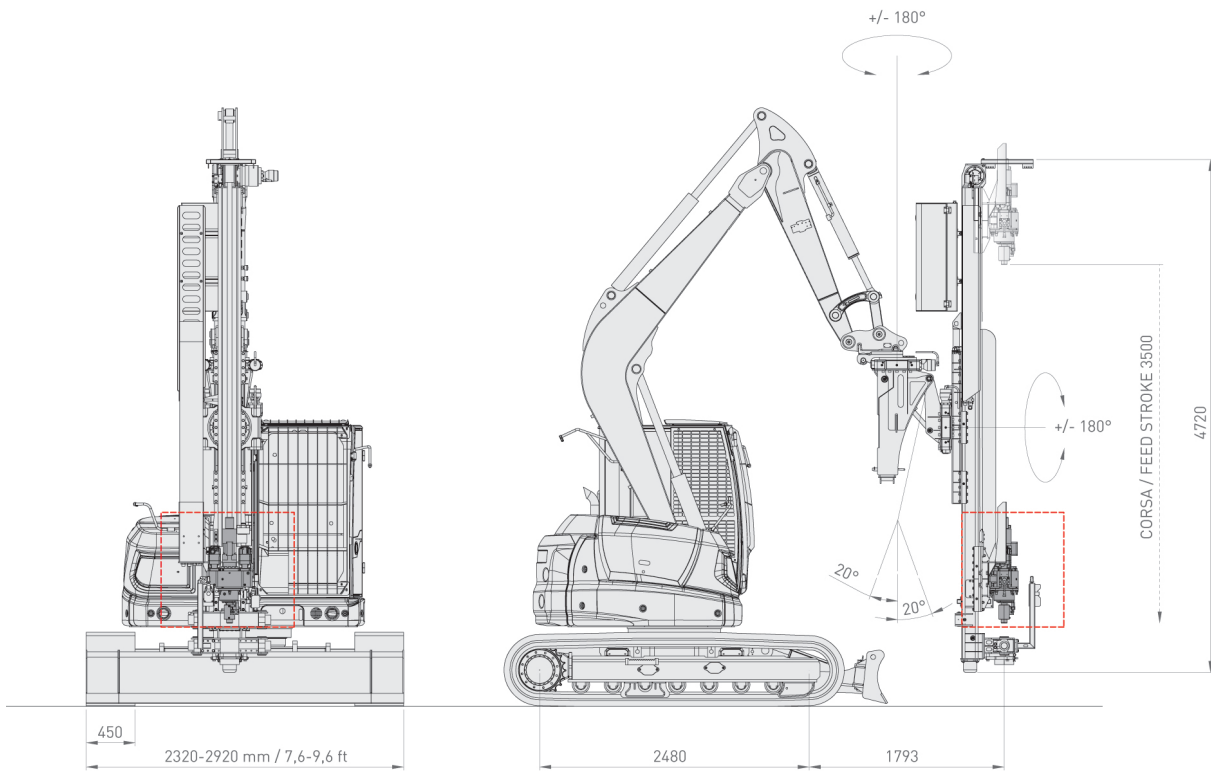
Kit lancia spritz beton / Shotcrete kit
 kit de béton projeté / Spritzlanze für Spritzbeton

Kit CE / CE marking kit
 Kit CE / CE-Kit



MC 10 ES

Dimensioni di ingombro (mm) - Overall dimensions (mm) - Dimensions (mm) - Aussenabmessungen (mm)



Comacchio s.r.l.

Via Callalta, 24/B - 31039 Riese Pio X (TV) (Italy)

Tel +39 0423 7585 - Fax + 39 0423 755592

www.comacchio.com

I dati tecnici sono indicativi e soggetti a modifiche senza preavviso. / Specifications shown are only indicative and subject to alterations without prior notice.
Les données techniques sont indicatives et sujettes à des modifications sans préavis. / Die angegebenen Daten sind Richtwerte und können sich ohne Vorankündigung ändern.

www.studiorubin.com - Printed 05-2017